



Certificate of Analysis

Sample:KN20201011-004

Harvest/Lot ID: 1

Batch#: 128LOHHC

Seed to Sale# N/A

Batch Date: N/A

Sample Size Received: 3 gram

Total Weight/Volume: N/A

Retail Product Size: 1 gram

Ordered : 01/28/22

sampled : 01/28/22

Completed: 02/04/22 Expires: 02/04/23

Sampling Method: SOP Client Method

PASSED

Page 1 of 1

Feb 04, 2022 | HFP

3500 W Moore Ave
Santa Ana, CA, 92704, US

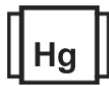


PRODUCT IMAGE SAFETY RESULTS



Pesticides

NOT TESTED



Heavy Metals

NOT TESTED



Microbials

NOT TESTED



Mycotoxins

NOT TESTED



Residuals Solvents

NOT TESTED



Filtration

NOT TESTED



Water Activity

NOT TESTED



Moisture

NOT TESTED



Terpenes

NOT TESTED

MISC.

CANNABINOID RESULTS



Total THC
0.012%



Total CBD
13.287%



Total Cannabinoids
15.549%

	CBDV	CBDA	CBGA	CBG	CBD	THCV	CBN	EXO-THC	D9-THC	D8-THC	D10-THC	CBC	THCA	D8-THCO	D9-THCO
%	<0.01	14.634	0.301	0.029	0.453	0.014	0.023	ND	0.012	0.083	ND	ND	ND	ND	ND
mg/g	<0.1	146.34	3.01	0.29	4.53	0.14	0.23	ND	0.12	0.83	ND	ND	ND	ND	ND
LOD	0.001	0.001	0.001	0.001	0.001	0.001	0.001	0.002	0.001	0.001	0.001	0.001	0.001	0.002	0.002
%	%	%	%	%	%	%	%	%	%	%	%	%	%	%	%

Cannabinoid Profile Test

Analyzed by 113	Weight 0.205g	Extraction date : 02/01/22 02:02:51	Extracted By : 113
Analysis Method -Expanded Measurement of Uncertainty: Flower Matrix d9-THC:12.7%, THCA: 9.5%, TOTAL THC 11.1%. These uncertainties represent an expanded uncertainty expressed at approximately the 95% confidence level using a coverage factor k=2 for a normal distribution.			
Analytical Batch -KN001897POT Instrument Used : HPLC E-SHI-008		Running On :	Reviewed On - 02/02/22 11:33:27
			Batch Date : 02/01/22 11:23:43

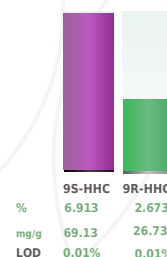
Reagent	Dilution	Consumables ID
081321.R04 012722.R02 012722.R01	40	94789291.217 0030220

Full spectrum cannabinoid analysis utilizing High Performance Liquid Chromatography with UV/PDA detection (HPLC-UV/PDA). (Method: SOP.T.30.031.TN for sample prep and Shimadzu High Sensitivity Method SOP.T.40.031 for analysis). *Based on FL action limits.

Total HHC

PASSED

Analyte	LOD	Units	Result	Pass/Fail	Action Level
9S-HHC	0.01	%	6.913		
9R-HHC	0.01	%	2.673		
TOTAL HHC	0.01	%	9.586		



Analytical Batch -KN0019080TH
Instrument Used : E-SHI-109
Batch Date : 02/02/22 16:33:38
Reviewed On - 02/04/22 13:14:06
Running On :

This report shall not be reproduced, unless in its entirety, without written approval from Kaycha Labs. This report is an Kaycha Labs certification. The results relate only to the material or product analyzed. Test results are confidential unless explicitly waived otherwise. Void after 1 year from test end date. Cannabinoid content of batch material may vary depending on sampling error. IC=In-control QC parameter, NC=Non-controlled QC parameter, ND=Not Detected, NA=Not Analyzed, ppm=Parts Per Million, ppb=Parts Per Billion. Limit of Detection (LoD) and Limit Of Quantitation (LoQ) are terms used to describe the smallest concentration that can be reliably measured by an analytical procedure. RPD=Reproducibility of two measurements. Action Levels are State determined thresholds for human safety for consumption and/or inhalation. The result >99% are variable based on uncertainty of measurement (UM) for the analyte. The UM error is available from the lab upon request. The "Decision Rule" for the pass/fail does not include the UM. The limits are based on F.S. Rule 64-4.310.

Sue Ferguson
Lab Director

State License # n/a
ISO Accreditation # 17025:2017

Sue Ferguson
Signature

02/04/22

Signed On



Certificate of Analysis

Sample:KN20201011-002

Harvest/Lot ID: 1

Batch#: 121SLHHC

Seed to Sale# N/A

Batch Date: N/A

Sample Size Received: 3 gram

Total Weight/Volume: N/A

Retail Product Size: 1 gram

Ordered : 01/28/22

sampled : 01/28/22

Completed: 02/04/22 Expires: 02/04/23

Sampling Method: SOP Client Method

PASSED

Page 1 of 1

Feb 04, 2022 | HFP

3500 W Moore Ave
Santa Ana, CA, 92704, US

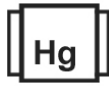


PRODUCT IMAGE SAFETY RESULTS



Pesticides

NOT TESTED



Heavy Metals

NOT TESTED



Microbials

NOT TESTED



Mycotoxins

NOT TESTED



Residuals Solvents

NOT TESTED



Filtration

NOT TESTED



Water Activity

NOT TESTED



Moisture

NOT TESTED



Terpenes

NOT TESTED

MISC.

CANNABINOID RESULTS



Total THC
0.027%



Total CBD
14.826%



Total Cannabinoids
17.438%

	CBDV	CBDA	CBGA	CBG	CBD	THCV	CBN	EXO-THC	D9-THC	D8-THC	D10-THC	CBC	THCA	D8-THCO	D9-THCO
%	<0.01	15.912	0.393	0.055	0.872	0.028	0.024	ND	0.027	0.127	ND	ND	ND	ND	ND
mg/g	<0.1	159.12	3.93	0.55	8.72	0.28	0.24	ND	0.27	1.27	ND	ND	ND	ND	ND
LOD	0.001	0.001	0.001	0.001	0.001	0.001	0.001	0.002	0.001	0.001	0.001	0.001	0.001	0.002	0.002
%	%	%	%	%	%	%	%	%	%	%	%	%	%	%	%

Cannabinoid Profile Test

Analyzed by 113	Weight 0.2084g	Extraction date : 02/01/22 02:02:51	Extracted By : 113
Analysis Method -Expanded Measurement of Uncertainty: Flower Matrix d9-THC:12.7%, THCA: 9.5%, TOTAL THC 11.1%. These uncertainties represent an expanded uncertainty expressed at approximately the 95% confidence level using a coverage factor k=2 for a normal distribution.			
Analytical Batch -KN001897POT Instrument Used : HPLC E-SHI-008	Running On :	Reviewed On - 02/02/22 11:32:07	Batch Date : 02/01/22 11:23:43

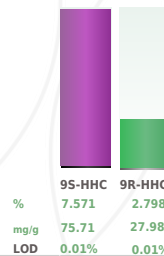
Reagent 081321.R04 012722.R02 012722.R01	Dilution 40	Consumables ID 94789291.217 0030220
---	----------------	---

Full spectrum cannabinoid analysis utilizing High Performance Liquid Chromatography with UV/PDA detection (HPLC-UV/PDA). (Method: SOP.T.30.031.TN for sample prep and Shimadzu High Sensitivity Method SOP.T.40.031 for analysis). *Based on FL action limits.

Total HHC

PASSED

Analyte	LOD	Units	Result	Pass/Fail	Action Level
9S-HHC	0.01	%	7.571		
9R-HHC	0.01	%	2.798		
TOTAL HHC	0.01	%	10.369		



Analytical Batch -KN0019080TH
Instrument Used : E-SHI-109
Batch Date : 02/02/22 16:33:38
Reviewed On - 02/04/22 13:14:06
Running On :

This report shall not be reproduced, unless in its entirety, without written approval from Kaycha Labs. This report is an Kaycha Labs certification. The results relate only to the material or product analyzed. Test results are confidential unless explicitly waived otherwise. Void after 1 year from test end date. Cannabinoid content of batch material may vary depending on sampling error. IC=In-control QC parameter, NC=Non-controlled QC parameter, ND=Not Detected, NA=Not Analyzed, ppm=Parts Per Million, ppb=Parts Per Billion. Limit of Detection (LoD) and Limit Of Quantitation (LoQ) are terms used to describe the smallest concentration that can be reliably measured by an analytical procedure. RPD=Reproducibility of two measurements. Action Levels are State determined thresholds for human safety for consumption and/or inhalation. The result >99% are variable based on uncertainty of measurement (UM) for the analyte. The UM error is available from the lab upon request. The "Decision Rule" for the pass/fail does not include the UM. The limits are based on F.S. Rule 64-4.310.

Sue Ferguson
Lab Director

State License # n/a
ISO Accreditation # 17025:2017

Sue Ferguson
Signature

02/04/22

Signed On

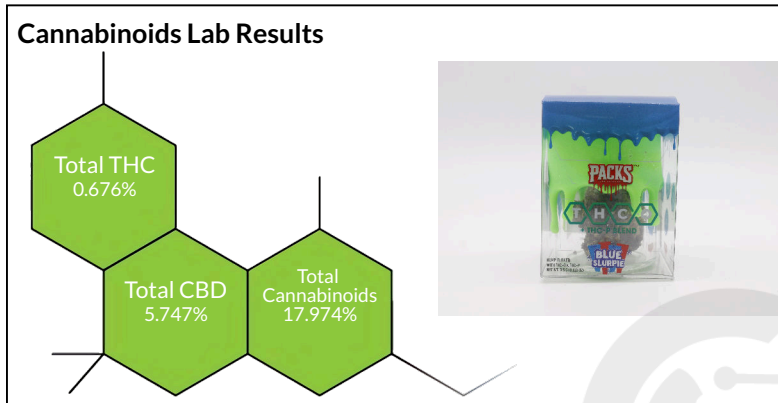
13340 Saticoy Street Unit H
 North Hollywood, CA 91605
 Lic# C8-0000104-LIC



(818) 979-9474
<http://www.caligreenlaboratory.com>

Blue Slurpie

Sample ID: 2206CGL1927.4597	Produced:	Client:
Strain: Blue Slurpie	Collected: 06/30/2022	Bonnie Sanders
Matrix: Plant	Received: 06/30/2022	Lic. #
Type: Other	Completed: 07/06/2022	14835 Bessemer St
Sample Size: 1 units; Batch:	Batch#:	Van Nuys, CA 91411



Summary - Safety & Quality Tests

Test	Date Tested	Result
Batch	07/01/2022	Complete

Test	Date Tested	Result
Cannabinoids	07/05/2022	Complete
Moisture	07/01/2022	4.3% - Complete

Analyte	LOD	LOQ	Result	Result	Result	Result
	mg/g	mg/g	%	mg/g	mg/serving	mg/container
THCa	0.52	1.04	0.463	4.63	16.218	16.218
Δ9-THC	0.78	1.04	0.269	2.69	9.424	9.424
Δ8-THC	0.78	1.04	0.815	8.15	28.521	28.521
THCV	0.78	1.04	ND	ND	ND	ND
CBDa	0.52	1.04	ND	ND	ND	ND
CBD	0.78	1.04	5.747	57.47	201.146	201.146
CBDV	0.78	1.04	ND	ND	ND	ND
CBN	0.52	1.04	0.149	1.49	5.231	5.231
CBGa	0.52	1.04	8.409	84.09	294.314	294.314
CBG	0.78	1.04	ND	ND	ND	ND
CBC	0.52	1.04	3.212	32.12	112.434	112.434
Total THC			0.676	6.757	23.648	23.648
Total CBD			5.747	57.470	201.146	201.146
Total			17.974	179.741	629.093	629.093

Terpenes Lab Results

Analyte	LOD	LOQ	Result	Result

Cannabinoids Date Tested: 07/05/2022
 Cannabinoids Footnotes: Potency by UHPLC: CGL-P-720-009-B
 Total THC = THCa * 0.877 + Δ9-THC; Total CBD = CBDa * 0.877 + CBD
 LOQ = Limit of Quantitation; The reported result is based on a sample weight with the applicable moisture content for that sample; Unless otherwise stated all quality control samples performed within specifications established by the Laboratory.

Terpenes Date Tested:
 Terpenes Footnotes:



Samantha Lui
 Samantha Lui - Laboratory Director
 07/06/2022

Confident Cannabis
 All Rights Reserved
 support@confidentcannabis.com
 (866) 506-5866
 www.confidentcannabis.com



This product has been tested by Caligreen Laboratories using valid testing methodologies and a quality system as required by state law. Water activity and moisture content method: CGL-WAMC-ROHAUS. The instruments used are the Rotronic HC2-AW-USB Water Activity and Temperature meter and OHAUS MB27 Moisture Analyzer. The SOP for foreign material is CGL-FM-DINO performed with the Dino-Lite A904126 digital microscope. All LQC samples were performed and met the prescribed acceptance criteria in 16 CCR section 5730, pursuant to 16 CCR section 5726(e)(13). Analyte limits are regulatory limits set by the BCC. This constitutes the required decision rule. Values reported relate only to the product tested. Caligreen Laboratories makes no claims as to the efficacy, safety or other risks associated with any detected or non-detected levels of any compounds reported herein. This Certificate shall not be reproduced except in full, without the written approval of Caligreen Laboratories.

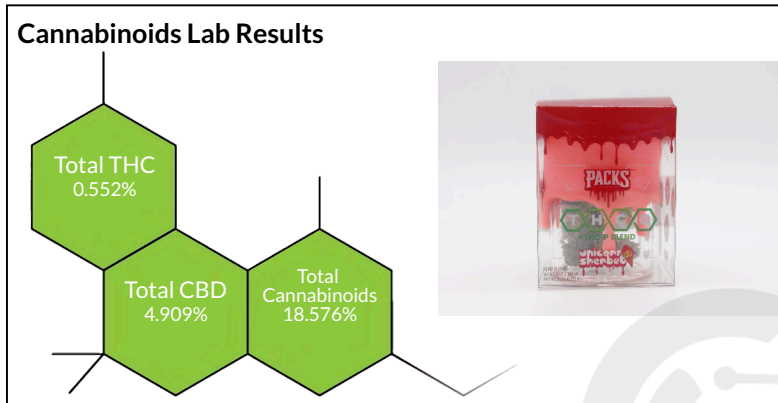
13340 Saticoy Street Unit H
North Hollywood, CA 91605
Lic# C8-0000104-LIC



(818) 979-9474
http://www.caligreenlaboratory.com

Unicorn Sherbet

Sample ID: 2206CGL1927.4594	Produced:	Client
Strain: Unicorn Sherbet	Collected: 06/30/2022	Bonnie Sanders
Matrix: Plant	Received: 06/30/2022	Lic. #
Type: Other	Completed: 07/06/2022	14835 Bessemer St
Sample Size: 1 units; Batch:	Batch#:	Van Nuys, CA 91411



Summary - Safety & Quality Tests

Test	Date Tested	Result
Batch	07/01/2022	Complete

Test	Date Tested	Result
Cannabinoids	07/05/2022	Complete
Moisture	07/01/2022	5.8% - Complete

Analyte	LOD	LOQ	Result	Result	Result	Result
	mg/g	mg/g	%	mg/g	mg/serving	mg/container
THCa	0.51	1.03	0.423	4.23	14.810	14.810
Δ9-THC	0.77	1.03	0.181	1.81	6.320	6.320
Δ8-THC	0.77	1.03	0.558	5.58	19.545	19.545
THCV	0.77	1.03	ND	ND	ND	ND
CBDa	0.51	1.03	ND	ND	ND	ND
CBD	0.77	1.03	4.909	49.09	171.832	171.832
CBDV	0.77	1.03	ND	ND	ND	ND
CBN	0.51	1.03	0.134	1.34	4.677	4.677
CBGa	0.51	1.03	10.616	106.16	371.554	371.554
CBG	0.77	1.03	0.546	5.46	19.120	19.120
CBC	0.51	1.03	2.566	25.66	89.818	89.818
Total THC			0.552	5.517	19.309	19.309
Total CBD			4.909	49.095	171.832	171.832
Total			18.576	185.758	650.153	650.153

Terpenes Lab Results

Analyte	LOD	LOQ	Result	Result

Cannabinoids Date Tested: 07/05/2022
 Cannabinoids Footnotes: Potency by UHPLC: CGL-P-720-009-B
 Total THC = THCa * 0.877 + Δ9-THC; Total CBD = CBDa * 0.877 + CBD
 LOQ = Limit of Quantitation; The reported result is based on a sample weight with the applicable moisture content for that sample; Unless otherwise stated all quality control samples performed within specifications established by the Laboratory.

Terpenes Date Tested:
 Terpenes Footnotes:



Samantha Lui
 Samantha Lui - Laboratory Director
 07/06/2022

Confident Cannabis
 All Rights Reserved
 support@confidentcannabis.com
 (866) 506-5866
 www.confidentcannabis.com



This product has been tested by Caligreen Laboratories using valid testing methodologies and a quality system as required by state law. Water activity and moisture content method: CGL-WAMC-ROHAUS. The instruments used are the Rotronic HC2-AW-USB Water Activity and Temperature meter and OHAUS MB27 Moisture Analyzer. The SOP for foreign material is CGL-FM-DINO performed with the Dino-Lite A904126 digital microscope. All LQC samples were performed and met the prescribed acceptance criteria in 16 CCR section 5730, pursuant to 16 CCR section 5726(e)(13). Analyte limits are regulatory limits set by the BCC. This constitutes the required decision rule. Values reported relate only to the product tested. Caligreen Laboratories makes no claims as to the efficacy, safety or other risks associated with any detected or non-detected levels of any compounds reported herein. This Certificate shall not be reproduced except in full, without the written approval of Caligreen Laboratories.

2097-100GP220613 Gummies

METRC Batch:
METRC Sample:
Sample ID: 2206ENC5048_7804
Strain: Georgia Peach HDI8 Gummies

Collected: 06/16/2022
Received: 06/16/2022
Completed: 06/20/2022
Sample Size: 2 units;

Distributor
PACKWOODS

Lic. #
504 HUDSON ST,
HACKENSACK, CA, 07601

Matrix: Ingestible
Type: Soft Chew
Batch#: 2097-100GP220613



Summary

Test	Date Tested	Instr. Method	Result
Batch			Pass
Cannabinoids	06/17/2022	LC-DAD	Complete

Cannabinoids

Method: SOP EL-CANNABINOIDS

ND Total THC	0.55 mg/unit Total CBD	93.39 mg/unit Total Cannabinoids
------------------------	----------------------------------	--

Analytes	LOD	LOQ	Result	Result	Result
	mg/g	mg/g	%	mg/g	mg/unit
THCa	0.013	0.038	ND	ND	ND
Δ9-THC	0.013	0.041	ND	ND	ND
Δ8-THC	0.015	0.045	1.175	11.75	92.84
THCVa	0.014	0.044	ND	ND	ND
THCV	0.015	0.045	ND	ND	ND
CBDa	0.013	0.040	ND	ND	ND
CBD	0.013	0.038	0.007	0.07	0.55
CBN	0.012	0.036	<LOQ	<LOQ	<LOQ
CBGa	0.014	0.043	ND	ND	ND
CBG	0.013	0.040	ND	ND	ND
CBCa	0.012	0.035	ND	ND	ND
CBC	0.014	0.041	ND	ND	ND
Total THC			ND	ND	ND
Total CBD			0.007	0.07	0.550
Total Cannabinoids			1.182	11.82	93.388

1 Unit = 7.90g;

Total THC = THCa * 0.877 + Δ9-THC; Total CBD = CBDa * 0.877 + CBD; Total Cannabinoids = (cannabinoid acid form * 0.877) + cannabinoid; LOQ = Limit of Quantitation; LOD = Limit of Detection; NT = Not Tested; ND = Not Detected. The reported result is based on a sample weight with the applicable moisture content for that sample. Foreign Material Method: SOP EL-FOREIGN; Moisture and Water Activity Method: SOP EL-WATER



Kevin Nolan
Kevin Nolan
Laboratory Director | 06/20/2022



2204-100SA220714

METRC Batch:
METRC Sample:
Sample ID: 2207ENC5905_10184
Strain: Sour Apple Packwood HDI Gummies

Collected: 07/20/2022
Received: 07/20/2022
Completed: 07/21/2022
Sample Size: 3 units;

Distributor
PACKWOODS

Lic. #
504 HUDSON ST,
HACKENSACK, CA, 07601

Matrix: Ingestible
Type: Soft Chew
Batch#: 2204-100SA220714



Summary

Test	Date Tested	Instr. Method	Result
Batch			Pass
Cannabinoids	07/20/2022	LC-DAD	Complete

Cannabinoids

Method: SOP EL-CANNABINOIDS

7.64 mg/unit

Total THC

0.61 mg/unit

Total CBD

109.08 mg/unit

Total Cannabinoids

Analytes	LOD	LOQ	Result	Result	Result
	mg/g	mg/g	%	mg/g	mg/unit
THCa	0.013	0.038	ND	ND	ND
Δ9-THC	0.013	0.041	0.094	0.94	7.64
Δ8-THC	0.015	0.045	1.237	12.37	100.33
THCVa	0.015	0.044	ND	ND	ND
THCV	0.015	0.045	ND	ND	ND
CBDa	0.013	0.040	ND	ND	ND
CBD	0.013	0.039	0.008	0.08	0.61
CBN	0.012	0.036	0.006	0.06	0.50
CBGa	0.014	0.043	ND	ND	ND
CBG	0.013	0.040	ND	ND	ND
CBCa	0.012	0.035	ND	ND	ND
CBC	0.014	0.042	ND	ND	ND
Total THC			0.094	0.94	7.637
Total CBD			0.008	0.08	0.613
Total Cannabinoids			1.345	13.45	109.085

1 Unit = 8.11g;

Total THC = THCa * 0.877 + Δ9-THC; Total CBD = CBDa * 0.877 + CBD; Total Cannabinoids = (cannabinoid acid form * 0.877) + cannabinoid; LOQ = Limit of Quantitation; LOD = Limit of Detection; NT = Not Tested; ND = Not Detected. The reported result is based on a sample weight with the applicable moisture content for that sample. Foreign Material Method: SOP EL-FOREIGN; Moisture and Water Activity Method: SOP EL-WATER



Kevin Nolan

Kevin Nolan
Laboratory Director | 07/21/2022



2097-100PF220701

METRC Batch:
METRC Sample:
Sample ID: 2207ENC5537_9174
Strain: Passionfruit Packwood HD18 Gummies

Collected: 07/05/2022
Received: 07/05/2022
Completed: 07/08/2022
Sample Size: 2 units;

Distributor
PACKWOODS

Lic. #
504 HUDSON ST,
HACKENSACK, CA, 07601

Matrix: Ingestible
Type: Soft Chew
Batch#: 2097-100PF220701



Summary

Test	Date Tested	Instr. Method	Result
Batch			Pass
Cannabinoids	07/06/2022	LC-DAD	Complete

Cannabinoids

Method: SOP EL-CANNABINOIDS

ND Total THC	ND Total CBD	106.83 mg/unit Total Cannabinoids
------------------------	------------------------	---

Analytes	LOD	LOQ	Result	Result	Result
	mg/g	mg/g	%	mg/g	mg/unit
THCa	0.013	0.038	ND	ND	ND
Δ9-THC	0.013	0.041	ND	ND	ND
Δ8-THC	0.015	0.045	1.419	14.19	106.83
THCVa	0.015	0.044	ND	ND	ND
THCV	0.015	0.045	ND	ND	ND
CBDa	0.013	0.040	ND	ND	ND
CBD	0.013	0.038	ND	ND	ND
CBN	0.012	0.036	ND	ND	ND
CBGa	0.014	0.043	ND	ND	ND
CBG	0.013	0.040	ND	ND	ND
CBCa	0.012	0.035	ND	ND	ND
CBC	0.014	0.041	ND	ND	ND
Total THC			ND	ND	ND
Total CBD			ND	ND	ND
Total Cannabinoids			1.419	14.19	106.828

1 Unit = 7.53g;

Total THC = THCa * 0.877 + Δ9-THC; Total CBD = CBDa * 0.877 + CBD; Total Cannabinoids = (cannabinoid acid form * 0.877) + cannabinoid; LOQ = Limit of Quantitation; LOD = Limit of Detection; NT = Not Tested; ND = Not Detected. The reported result is based on a sample weight with the applicable moisture content for that sample. Foreign Material Method: SOP EL-FOREIGN; Moisture and Water Activity Method: SOP EL-WATER



Kevin Nolan
Kevin Nolan
Laboratory Director | 07/08/2022



Customer:

Report Issue Date

Sample ID:
Laboratory Number:



Extraction Technician:
Analytical Chemist:

Sample Description/Size:



Hernan Prieto

CANNABINOID PROFILE

Order Date

Analysis Date

Cannabinoids (HPLC)

Results

Cannabinoid (%)

Cannabinoids (HPLC)	Results	Cannabinoid (%)
9R- Hydroxyhexahydrocannabinol (HHC)		
9S- Hydroxyhexahydrocannabinol (HHC)		
Cannabigerolic Acid (CBG-A)(as CBG)		
Cannabigerol (CBG)		
Cannabidiol (CBD)		
Cannabidiolic Acid (CBD-A)(as CBD)		
Delta 9-Tetrahydrocannabinol (THC)		
Delta 8-Tetrahydrocannabinol		
Cannabichromenic Acid (CBCA)(as CBC)		
Cannabinol (CBN)		
Delta-9-Tetrahydrocannabinolic Acid (as THC)		

Cannabinoids Total

Max Active THC	
Max Active CBD	
T.Active Cannabinoids	
Total Cannabinoids	

Reporting Limits will vary based on sample extraction weight used for the analysis. Accurate Test Lab, LLC utilizes based upon traceable Reference Standards and Certified Reference Material to calibrate analytical instruments along with proven analytical methods. The methods are applied in the most ethical manner following good laboratory practice guidelines. The results of this report are based solely on the sample submitted and cannot be reproduced. Results only apply to samples within COA as received. Certificate of Analysis shall not be reproduce except in full without approval of Accurate Test Lab, LLC.

N/D: Not Detected T:Trace Cannabinoids detected but are below limit of quantification.





Packwoods

Sample 231-042251-005

HHC Banana Mac cartridge

Batch/Lot # SK-052233

Sample Submitted: 04-25-2022; Report Date: 04-26-2022

HHC Banana Mac Cartridge

Distillate

Sample



Cannabinoid Profile



Cannabinoid Profile by HPLC

0.00%
 Calculated THC Yield

91.35%
 Calculated HHC Yield

Cannabinoid	% wt	mg/g
HHC	91.35	913.5
THC	0.0	0.0
Total HHC	91.35	913.5
Calculated THC Yield	0.00	0.00
Calculated CBD Yield	0.00	0.00

Marin Analytics, LLC

Sara Biancalana
 Chief Scientist

This sample has been tested by Marin Analytics, LLC using valid testing methodologies and a quality system. Values reported relate only to the sample tested. Marin Analytics, LLC makes no claims as to the efficacy, safety or other risks associated with any detected or non-detected levels of any compounds reported herein. This Certificate shall not be reproduced except in full, without the written approval of Marin Analytics, LLC.



Packwoods

Sample 231-077521-005

HHC Blow Pop cartridge

Batch/Lot # SK-056121

Sample Submitted: 04-25-2022; Report Date: 04-26-2022


HHC Blow Pop Cartridge

Distillate

Sample



Cannabinoid Profile



Cannabinoid Profile by HPLC

0.00%
 Calculated THC Yield

86.68%
 Calculated HHC Yield

Cannabinoid	% wt	mg/g
HHC	86.68	866.8
THC	0.0	0.0
Total HHC	86.68	866.8
Calculated THC Yield	0.00	0.00
Calculated CBD Yield	0.00	0.00

Marin Analytics, LLC

250 Bel Marin Keys Blvd, Suite D4
 Novato, CA 94949

415-936-6477 / Support@MarinAnalytics.com

Sara Biancalana
 Chief Scientist

This sample has been tested by Marin Analytics, LLC using valid testing methodologies and a quality system. Values reported relate only to the sample tested. Marin Analytics, LLC makes no claims as to the efficacy, safety or other risks associated with any detected or non-detected levels of any compounds reported herein. This Certificate shall not be reproduced except in full, without the written approval of Marin Analytics, LLC.



Packwoods

Sample 231-072551-005

HHC Cherry Souffle cartridge

Batch/Lot # SK-054133

Sample Submitted: 04-25-2022; Report Date: 04-26-2022

HHC Cherry Souffle Cartridge

Distillate

Sample



Cannabinoid Profile



Cannabinoid Profile by HPLC

0.00%
 Calculated THC Yield

86.55%
 Calculated HHC Yield

Cannabinoid	% wt	mg/g
HHC	86.55	865.5
THC	0.0	0.0
Total HHC	86.55	865.5
Calculated THC Yield	0.00	0.00
Calculated CBD Yield	0.00	0.00

Marin Analytics, LLC

Sara Biancalana
Chief Scientist

This sample has been tested by Marin Analytics, LLC using valid testing methodologies and a quality system. Values reported relate only to the sample tested. Marin Analytics, LLC makes no claims as to the efficacy, safety or other risks associated with any detected or non-detected levels of any compounds reported herein. This Certificate shall not be reproduced except in full, without the written approval of Marin Analytics, LLC.



Packwoods

Sample 231-072221-005

HHC GMO Cookies cartridge

Batch/Lot # SK-054121

Sample Submitted: 04-25-2022; Report Date: 04-26-2022

HHC GMO Cookies Cartridge

Distillate

Sample



Cannabinoid Profile



Cannabinoid Profile by HPLC

0.00%
 Calculated THC Yield

89.28%
 Calculated HHC Yield

Cannabinoid	% wt	mg/g
HHC	89.28	892.8
THC	0.0	0.0
Total HHC	89.28	892.8
Calculated THC Yield	0.00	0.00
Calculated CBD Yield	0.00	0.00

Marin Analytics, LLC

Sara Biancalana
 Chief Scientist

This sample has been tested by Marin Analytics, LLC using valid testing methodologies and a quality system. Values reported relate only to the sample tested. Marin Analytics, LLC makes no claims as to the efficacy, safety or other risks associated with any detected or non-detected levels of any compounds reported herein. This Certificate shall not be reproduced except in full, without the written approval of Marin Analytics, LLC.



Packwoods

Sample 231-045681-004

HHC Grapefruit Kush cartridge

Batch/Lot # SK-047743

Sample Submitted: 04-25-2022; Report Date: 04-26-2022

HHC Grapefruit Kush Cartridge

Distillate

Sample



Cannabinoid Profile



Cannabinoid Profile by HPLC

0.00%
Calculated THC Yield

94.15%
Calculated HHC Yield

Cannabinoid	% wt	mg/g
HHC	94.15	941.5
THC	0.0	0.0
Total HHC	94.15	941.5
Calculated THC Yield	0.00	0.00
Calculated CBD Yield	0.00	0.00

Marin Analytics, LLC

Sara Biancalana
Sara Biancalana
Chief Scientist

This sample has been tested by Marin Analytics, LLC using valid testing methodologies and a quality system. Values reported relate only to the sample tested. Marin Analytics, LLC makes no claims as to the efficacy, safety or other risks associated with any detected or non-detected levels of any compounds reported herein. This Certificate shall not be reproduced except in full, without the written approval of Marin Analytics, LLC.



Packwoods

Sample 231-044551-005

HHC Ice Cream cartridge

Batch/Lot # SK-054333

Sample Submitted: 04-25-2022; Report Date: 04-26-2022

HHC Ice Cream Cartridge

Distillate

Sample



Cannabinoid Profile



Cannabinoid Profile by HPLC

0.00%
 Calculated THC Yield

90.35%
 Calculated HHC Yield

Cannabinoid	% wt	mg/g
HHC	90.35	903.5
THC	0.0	0.0
Total HHC	90.35	903.5
Calculated THC Yield	0.00	0.00
Calculated CBD Yield	0.00	0.00

Marin Analytics, LLC

Sara Biancalana
 Chief Scientist

This sample has been tested by Marin Analytics, LLC using valid testing methodologies and a quality system. Values reported relate only to the sample tested. Marin Analytics, LLC makes no claims as to the efficacy, safety or other risks associated with any detected or non-detected levels of any compounds reported herein. This Certificate shall not be reproduced except in full, without the written approval of Marin Analytics, LLC.



Packwoods

Sample 231-045881-004

HHC Mac N Cheese cartridge

Batch/Lot # SK-044543

Sample Submitted: 04-25-2022; Report Date: 04-26-2022

HHC Mac N Cheese Cartridge

Distillate

Sample



Cannabinoid Profile



Cannabinoid Profile by HPLC

0.00%
 Calculated THC Yield

93.25%
 Calculated HHC Yield

Cannabinoid	% wt	mg/g
HHC	93.25	932.5
THC	0.0	0.0
Total HHC	93.25	932.5
Calculated THC Yield	0.00	0.00
Calculated CBD Yield	0.00	0.00

Marin Analytics, LLC


Sara Biancalana
 Chief Scientist

This sample has been tested by Marin Analytics, LLC using valid testing methodologies and a quality system. Values reported relate only to the sample tested. Marin Analytics, LLC makes no claims as to the efficacy, safety or other risks associated with any detected or non-detected levels of any compounds reported herein. This Certificate shall not be reproduced except in full, without the written approval of Marin Analytics, LLC.



Packwoods

Sample 231-045681-004

HHC Orange Eruption cartridge

Batch/Lot # SK-047743

Sample Submitted: 04-25-2022; Report Date: 04-26-2022

HHC Orange Eruption Cartridge

Distillate

Sample



Cannabinoid Profile



Cannabinoid Profile by HPLC

0.00%
 Calculated THC Yield

89.17%
 Calculated HHC Yield

Cannabinoid	% wt	mg/g
HHC	89.17	891.7
THC	0.0	0.0
Total HHC	89.17	891.7
Calculated THC Yield	0.00	0.00
Calculated CBD Yield	0.00	0.00

Marin Analytics, LLC


Sara Biancalana
 Chief Scientist

This sample has been tested by Marin Analytics, LLC using valid testing methodologies and a quality system. Values reported relate only to the sample tested. Marin Analytics, LLC makes no claims as to the efficacy, safety or other risks associated with any detected or non-detected levels of any compounds reported herein. This Certificate shall not be reproduced except in full, without the written approval of Marin Analytics, LLC.

2097-50SL220622


METRC Batch:
METRC Sample:
Sample ID: 2206ENC5279_8407
Strain: Strawberry Limeade Packwood HHC Gummies

Matrix: Ingestible
Type: Soft Chew
Batch#: 2097-50SL220622

Collected:
Received:
Completed: 06/30/2022
Sample Size: 2 units;

Distributor
PACKWOODS

Lic. #
504 HUDSON ST,
HACKENSACK, CA, 07601



Summary

Test	Date Tested	Instr. Method	Result
Batch			Pass
Cannabinoids	06/28/2022	LC-DAD	Complete

Cannabinoids

Method: SOP EL-CANNABINOIDS

ND Total THC	ND Total CBD	54.38 mg/unit Total Cannabinoids
------------------------	------------------------	--

Analytes	LOD	LOQ	Result	Result	Result
	mg/g	mg/g	%	mg/g	mg/unit
THCa	0.013	0.038	ND	ND	ND
Δ9-THC	0.013	0.041	ND	ND	ND
Δ8-THC	0.015	0.045	ND	ND	ND
THCVa	0.014	0.044	ND	ND	ND
THCV	0.015	0.045	ND	ND	ND
CBDa	0.013	0.040	ND	ND	ND
CBD	0.013	0.038	ND	ND	ND
CBN	0.012	0.036	ND	ND	ND
CBGa	0.014	0.043	ND	ND	ND
CBG	0.013	0.040	ND	ND	ND
CBCa	0.012	0.035	ND	ND	ND
CBC	0.014	0.041	ND	ND	ND
HHC*	0.000	0.000	0.709	7.09	54.38
Total THC			ND	ND	ND
Total CBD			ND	ND	ND
Total Cannabinoids			0.709	7.09	54.383

1 Unit = 7.67g;

Total THC = THCa * 0.877 + Δ9-THC; Total CBD = CBDa * 0.877 + CBD; Total Cannabinoids = (cannabinoid acid form * 0.877) + cannabinoid; LOQ = Limit of Quantitation; LOD = Limit of Detection; NT = Not Tested; ND = Not Detected. The reported result is based on a sample weight with the applicable moisture content for that sample. Foreign Material Method: SOP EL-FOREIGN; Moisture and Water Activity Method: SOP EL-WATER

*LOD/LOQ not evaluated



Kevin Nolan
Kevin Nolan
Laboratory Director | 06/30/2022



2097-50SB220701

METRC Batch:
METRC Sample:
Sample ID: 2207ENC5537_9173
Strain: Sour Blue Packwood HHC Gummies

Collected: 07/05/2022
Received: 07/05/2022
Completed: 07/08/2022
Sample Size: 2 units;

Distributor
PACKWOODS

Lic. #
504 HUDSON ST,
HACKENSACK, CA, 07601

Matrix: Ingestible
Type: Soft Chew
Batch#: 2097-50SB220701



Summary

Test	Date Tested	Instr. Method	Result
Batch			Pass
Cannabinoids	07/06/2022	LC-DAD	Complete

Cannabinoids

Method: SOP EL-CANNABINOIDS

ND Total THC	ND Total CBD	50.90 mg/unit Total Cannabinoids
------------------------	------------------------	--

Analytes	LOD	LOQ	Result	Result	Result
	mg/g	mg/g	%	mg/g	mg/unit
THCa	0.013	0.038	ND	ND	ND
Δ9-THC	0.013	0.041	ND	ND	ND
Δ8-THC	0.015	0.045	ND	ND	ND
THCVa	0.015	0.044	ND	ND	ND
THCV	0.015	0.046	ND	ND	ND
CBDa	0.013	0.040	ND	ND	ND
CBD	0.013	0.039	ND	ND	ND
CBN	0.012	0.036	ND	ND	ND
CBGa	0.014	0.043	ND	ND	ND
CBG	0.013	0.040	ND	ND	ND
CBCa	0.012	0.035	ND	ND	ND
CBC	0.014	0.042	ND	ND	ND
Δ10-THC*	0.000	0.000	ND	ND	ND
Δ8-THCV*	0.000	0.000	ND	ND	ND
Δ9-THCP*	0.000	0.000	ND	ND	ND
HHC*	0.000	0.000	0.637	6.37	50.90
Total THC			ND	ND	ND
Total CBD			ND	ND	ND
Total Cannabinoids			0.637	6.37	50.896

1 Unit = 7.99g;

Total THC = THCa * 0.877 + Δ9-THC; Total CBD = CBDa * 0.877 + CBD; Total Cannabinoids = (cannabinoid acid form * 0.877) + cannabinoid; LOQ = Limit of Quantitation; LOD = Limit of Detection; NT = Not Tested; ND = Not Detected. The reported result is based on a sample weight with the applicable moisture content for that sample. Foreign Material Method: SOP EL-FOREIGN; Moisture and Water Activity Method: SOP EL-WATER

*LOD/LOQ not evaluated



Kevin Nolan

Kevin Nolan
Laboratory Director | 07/08/2022



2097-50PF220622


METRC Batch:
METRC Sample:
Sample ID: 2206ENC5279_8405
Strain: Passionfruit Packwood HHC Gummies

Collected:
Received:
Completed: 06/30/2022
Sample Size: 2 units;

Distributor
PACKWOODS

Lic. #
504 HUDSON ST,
HACKENSACK, CA, 07601

Matrix: Ingestible
Type: Soft Chew
Batch#: 2097-50PF220622



Summary

Test	Date Tested	Instr. Method	Result
Batch			Pass
Cannabinoids	06/28/2022	LC-DAD	Complete

Cannabinoids

Method: SOP EL-CANNABINOIDS

ND Total THC	ND Total CBD	55.12 mg/unit Total Cannabinoids
------------------------	------------------------	--

Analytes	LOD	LOQ	Result	Result	Result
	mg/g	mg/g	%	mg/g	mg/unit
THCa	0.013	0.038	ND	ND	ND
Δ9-THC	0.013	0.041	ND	ND	ND
Δ8-THC	0.015	0.045	ND	ND	ND
THCVa	0.015	0.044	ND	ND	ND
THCV	0.015	0.045	ND	ND	ND
CBDa	0.013	0.040	ND	ND	ND
CBD	0.013	0.038	ND	ND	ND
CBN	0.012	0.036	ND	ND	ND
CBGa	0.014	0.043	ND	ND	ND
CBG	0.013	0.040	ND	ND	ND
CBCa	0.012	0.035	ND	ND	ND
CBC	0.014	0.042	ND	ND	ND
HHC*	0.000	0.000	0.650	6.50	55.12
Total THC			ND	ND	ND
Total CBD			ND	ND	ND
Total Cannabinoids			0.650	6.50	55.120

1 Unit = 8.48g;

Total THC = THCa * 0.877 + Δ9-THC; Total CBD = CBDa * 0.877 + CBD; Total Cannabinoids = (cannabinoid acid form * 0.877) + cannabinoid; LOQ = Limit of Quantitation; LOD = Limit of Detection; NT = Not Tested; ND = Not Detected. The reported result is based on a sample weight with the applicable moisture content for that sample. Foreign Material Method: SOP EL-FOREIGN; Moisture and Water Activity Method: SOP EL-WATER

*LOD/LOQ not evaluated



Kevin Nolan

Kevin Nolan
Laboratory Director | 06/30/2022



2097-50GP220701

METRC Batch:
METRC Sample:
Sample ID: 2207ENC5537_9171
Strain: Georgia Peach Packwood HDIO Gummies

Matrix: Ingestible
Type: Soft Chew
Batch#: 2097-50GP220701

Collected: 07/05/2022
Received: 07/05/2022
Completed: 07/08/2022
Sample Size: 2 units;

Distributor
PACKWOODS

Lic. #
504 HUDSON ST,
HACKENSACK, CA, 07601



Summary

Test	Date Tested	Instr. Method	Result
Batch			Pass
Cannabinoids	07/06/2022	LC-DAD	Complete

Cannabinoids

Method: SOP EL-CANNABINOIDS

ND	ND	54.06 mg/unit
Total THC	Total CBD	Total Cannabinoids

Analytes	LOD	LOQ	Result	Result	Result
	mg/g	mg/g	%	mg/g	mg/unit
THCa	0.013	0.038	ND	ND	ND
Δ9-THC	0.013	0.041	ND	ND	ND
Δ8-THC	0.015	0.045	ND	ND	ND
THCVa	0.014	0.044	ND	ND	ND
THCV	0.015	0.045	ND	ND	ND
CBDa	0.013	0.040	ND	ND	ND
CBD	0.013	0.038	ND	ND	ND
CBN	0.012	0.036	ND	ND	ND
CBGa	0.014	0.043	ND	ND	ND
CBG	0.013	0.040	ND	ND	ND
CBCa	0.012	0.035	ND	ND	ND
CBC	0.014	0.041	ND	ND	ND
Δ9-THCP*	0.000	0.000	0.028	0.28	2.22
THCO (D9+D8)*	0.000	0.000	0.664	6.64	51.84
Total THC			ND	ND	ND
Total CBD			ND	ND	ND
Total Cannabinoids			0.692	6.92	54.062

1 Unit = 7.81g;

Total THC = THCa * 0.877 + Δ9-THC; Total CBD = CBDa * 0.877 + CBD; Total Cannabinoids = (cannabinoid acid form * 0.877) + cannabinoid; LOQ = Limit of Quantitation; LOD = Limit of Detection; NT = Not Tested; ND = Not Detected. The reported result is based on a sample weight with the applicable moisture content for that sample. Foreign Material Method: SOP EL-FOREIGN; Moisture and Water Activity Method: SOP EL-WATER

*LOD/LOQ not evaluated



Kevin Nolan

Kevin Nolan
Laboratory Director | 07/08/2022



2097-50SA220701

METRC Batch:
METRC Sample:
Sample ID: 2207ENC5537_9172
Strain: Sour Apple Packwood HDIO Gummies

Collected: 07/05/2022
Received: 07/05/2022
Completed: 07/08/2022
Sample Size: 2 units;

Distributor
PACKWOODS

Lic. #
504 HUDSON ST,
HACKENSACK, CA, 07601

Matrix: Ingestible
Type: Soft Chew
Batch#: 2097-50SA220701



Summary

Test	Date Tested	Instr. Method	Result
Batch			Pass
Cannabinoids	07/06/2022	LC-DAD	Complete

Cannabinoids

Method: SOP EL-CANNABINOIDS

ND	ND	47.48 mg/unit
Total THC	Total CBD	Total Cannabinoids

Analytes	LOD	LOQ	Result	Result	Result
	mg/g	mg/g	%	mg/g	mg/unit
THCa	0.013	0.038	ND	ND	ND
Δ9-THC	0.013	0.041	ND	ND	ND
Δ8-THC	0.015	0.045	ND	ND	ND
THCVa	0.015	0.044	ND	ND	ND
THCV	0.015	0.046	ND	ND	ND
CBDa	0.013	0.040	ND	ND	ND
CBD	0.013	0.039	ND	ND	ND
CBN	0.012	0.036	ND	ND	ND
CBGa	0.014	0.043	ND	ND	ND
CBG	0.013	0.040	ND	ND	ND
CBCa	0.012	0.035	ND	ND	ND
CBC	0.014	0.042	ND	ND	ND
Δ9-THCP*	0.000	0.000	0.020	0.20	1.62
THCO (D9+D8)*	0.000	0.000	0.573	5.72	45.86
Total THC			ND	ND	ND
Total CBD			ND	ND	ND
Total Cannabinoids			0.593	5.93	47.476

1 Unit = 8.01g;

Total THC = THCa * 0.877 + Δ9-THC; Total CBD = CBDa * 0.877 + CBD; Total Cannabinoids = (cannabinoid acid form * 0.877) + cannabinoid; LOQ = Limit of Quantitation; LOD = Limit of Detection; NT = Not Tested; ND = Not Detected. The reported result is based on a sample weight with the applicable moisture content for that sample. Foreign Material Method: SOP EL-FOREIGN; Moisture and Water Activity Method: SOP EL-WATER

*LOD/LOQ not evaluated



Kevin Nolan
Kevin Nolan
Laboratory Director | 07/08/2022



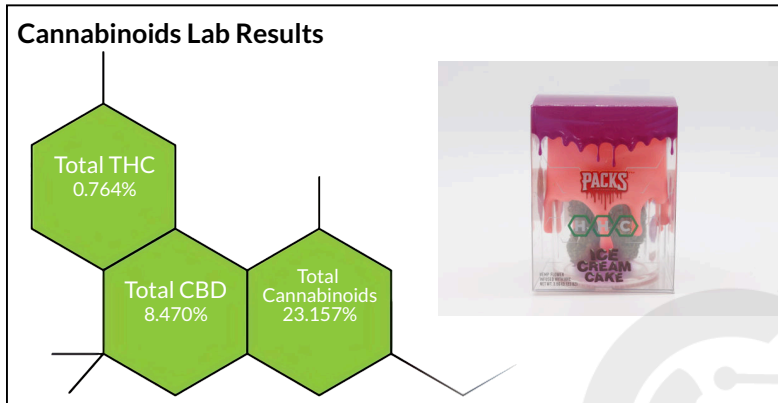
13340 Saticoy Street Unit H
North Hollywood, CA 91605
Lic# C8-0000104-LIC



(818) 979-9474
http://www.caligreenlaboratory.com

Ice Cream Cake

Sample ID: 2206CGL1927.4600	Produced:	Client
Strain: Ice Cream Cake	Collected: 06/30/2022	Bonnie Sanders
Matrix: Plant	Received: 06/30/2022	Lic. #
Type: Other	Completed: 07/06/2022	14835 Bessemer St
Sample Size: 1 units; Batch:	Batch#:	Van Nuys, CA 91411



Summary - Safety & Quality Tests

Test	Date Tested	Result
Batch	07/01/2022	Complete

Test	Date Tested	Result
Cannabinoids	07/06/2022	Complete
Moisture	07/01/2022	4.9% - Complete

Analyte	LOD	LOQ	Result	Result	Result	Result
	mg/g	mg/g	%	mg/g	mg/serving	mg/container
THCa	0.52	1.04	0.590	5.90	20.659	20.659
Δ9-THC	0.78	1.04	0.247	2.47	8.629	8.629
Δ8-THC	0.78	1.04	0.886	8.86	31.018	31.018
THCV	0.78	1.04	ND	ND	ND	ND
CBDa	0.52	1.04	ND	ND	ND	ND
CBD	0.78	1.04	8.470	84.70	296.455	296.455
CBDV	0.78	1.04	ND	ND	ND	ND
CBN	0.52	1.04	0.166	1.66	5.811	5.811
CBGa	0.52	1.04	10.940	109.40	382.887	382.887
CBG	0.78	1.04	ND	ND	ND	ND
CBC	0.52	1.04	3.277	32.77	114.684	114.684
Total THC			0.764	7.642	26.747	26.747
Total CBD			8.470	84.701	296.455	296.455
Total			23.157	231.573	810.505	810.505

Terpenes Lab Results

Analyte	LOD	LOQ	Result	Result

Cannabinoids Date Tested: 07/06/2022
 Cannabinoids Footnotes: Potency by UHPLC: CGL-P-720-009-B
 Total THC = THCa * 0.877 + Δ9-THC; Total CBD = CBDa * 0.877 + CBD
 LOQ = Limit of Quantitation; The reported result is based on a sample weight with the applicable moisture content for that sample; Unless otherwise stated all quality control samples performed within specifications established by the Laboratory.

Terpenes Date Tested:
 Terpenes Footnotes:



Samantha Lui
 Samantha Lui - Laboratory Director
 07/06/2022

Confident Cannabis
 All Rights Reserved
 support@confidentcannabis.com
 (866) 506-5866
 www.confidentcannabis.com



This product has been tested by Caligreen Laboratories using valid testing methodologies and a quality system as required by state law. Water activity and moisture content method: CGL-WAMC-ROHAUS. The instruments used are the Rotronic HC2-AW-USB Water Activity and Temperature meter and OHAUS MB27 Moisture Analyzer. The SOP for foreign material is CGL-FM-DINO performed with the Dino-Lite A904126 digital microscope. All LQC samples were performed and met the prescribed acceptance criteria in 16 CCR section 5730, pursuant to 16 CCR section 5726(e)(13). Analyte limits are regulatory limits set by the BCC. This constitutes the required decision rule. Values reported relate only to the product tested. Caligreen Laboratories makes no claims as to the efficacy, safety or other risks associated with any detected or non-detected levels of any compounds reported herein. This Certificate shall not be reproduced except in full, without the written approval of Caligreen Laboratories.